

KV Circuit breaker boxes 3-54 modules



KV 1603

- 3 modules: 1 x 3 x 18 mm
- without PE and N terminal

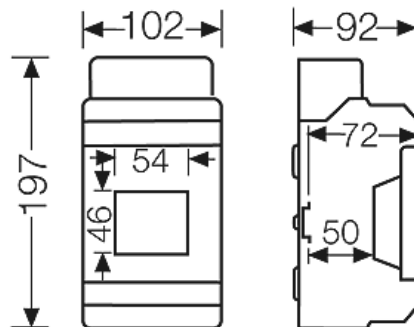



- 1-row
- order PE/N terminals separately
- for the installation of DIN rail equipment up to 63 A, top hat profile 35 mm
- with transparent lid, sealable
- locking device for hinged lid and sealing facility see accessories
- with cable entry cover
- protective cover can be cut out
- cable entry via integrated elastic membranes
- degree of protection: IP 54
- colour: grey, RAL 7035


rated insulation voltage	$U_i = 400 \text{ V a.c.}$
power dissipation capability	$P_{de} = 10 \text{ watts at } 30 \text{ K according to EN 60670-24}$
protection class	II
material	PS (Polystyrene)
width	102 mm
height	197 mm
depth	92 mm
weight	0,372 kg

Drawings

Dimension drawing





KV Circuit breaker boxes 3-54 modules

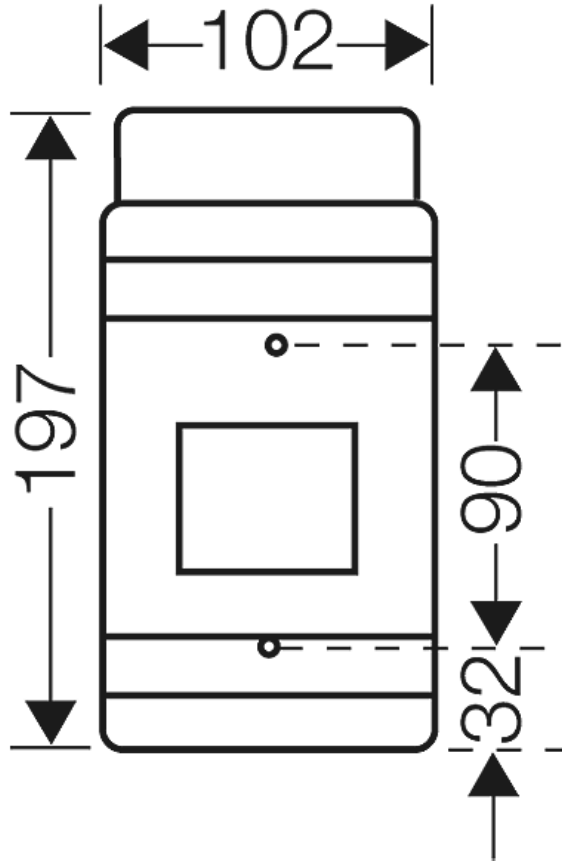


KV 1603

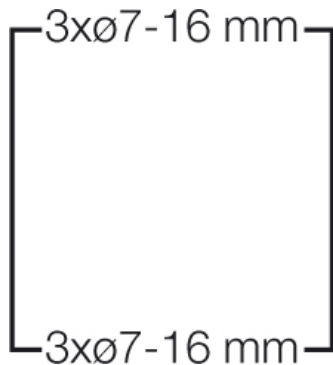
- 3 modules: 1 x 3 x 18 mm
- without PE and N terminal

Detail mass



Box walls



Operating and ambient conditions

Application area	IP 54/65 design: Suitable for indoor installation and outdoor installation, protected against weather influences IP 40/41 design: Suitable for installation in dry indoor areas However, pay attention to the climatic effects on the installed equipment, for example, high or low ambient temperatures or formation of condensed water see technical information
Ambient temperature	Average value over 24 hours + 35 °C Maximum value + 40 °C Minimum value - 5 °C

KV Circuit breaker boxes 3-54 modules

	<p>KV 1603</p> <ul style="list-style-type: none"> • 3 modules: 1 x 3 x 18 mm • without PE and N terminal 		
---	---	---	---

Relative humidity	50% at 40° C short-time 100% at 25° C
Fire protection in the event of internal faults	<p>Demands placed on electrical devices from standards and laws Minimum requirements</p> <ul style="list-style-type: none"> - Glow wire test in accordance with IEC 60695-2-11: - 650°C for boxes and cable glands - 850°C for parts of insulating material necessary to retain current carrying parts in position
Burning behaviour	<p>Glow wire test IEC 60695-2-11: 750 °C UL Subject 94: V-2 flame-retardant self-extinguishing</p>
Degree of protection against mechanical load	IK08 (5 Joule)
Toxic behaviour	<p>halogen-free silicone-free "halogen-free" in accordance with the examination of the cables and insulated wires - corrosiveness of fumes - as per IEC 60754-2</p>
Note:	For material properties see technical data.